



# THE NEW DEFINITION OF PRODUCTIVITY AND COMFORT.

BM 500/15 AND BM 600/15.



# MILLIONS OF KILOMETRES BEAR OUR SIGNATURE.

You build the finest roads so we can all move forward faster. And to ensure that you can progress faster, we build the best machines. As a member of the leading international FAYAT group, we supply machines for all areas of road construction – from soil compactors to cold planers and recyclers, from asphalt rollers to road pavers. For over 60 years, the history of our company has been synonymous with the history of road construction.

With our accumulated know-how, we are an innovation driver that sets the pace for an entire industry. BOMAG has developed a huge number of technologies, from systems for measuring and controlling compaction, such as ECONOMIZER and ASPHALT MANAGER, to technologies for reducing operating costs, such as ECOMODE and the most effective

screed heating in the market: MAGMALIFE. We offer solutions for a wide range of applications.

Our global network of experts and partners in over 120 countries is there to support you, from the configuration of the machines to providing solutions for the most challenging of tasks.

We owe our innovative strength to our more than 2,000 employees worldwide, their commitment and their unique wealth of experience. A source of know-how which has propelled us to worldwide market leadership in this sector. The reason for this is our unconditional commitment to quality: in product development and production, in the qualification of our employees, and in a service that guarantees optimal on-site support.





# THE FUTURE OF COLD PLANING IS HERE.

BOMAG offers a wide range of innovative cold planers. From a compact model with a working width of 500 mm up to the 750 PS class with a working width of 2,200 mm. In terms of maintenance friendliness and milling technology BOMAG has set new technical standards.

## HIGH FLEXIBILITY BRINGS HIGHER VERSATILITY.

Each model is designed to offer high versatility. With superb manoeuvrability and compact design these units are suitable for selective removal of road and floor bases, in restricted work conditions, but also on country and arterial highways. On sewer work, wearing, binder and bearing courses can be removed in one pass. Flexible use and

low downtime are complemented by fast efficient service from our partners in the field. This includes inspections and checks, and also personal on-site advice from a BOMAG specialist.

## BOMAG BM 500/15 and BM 600/15 COLD PLANERS.

As the first compact planers of this type, the BM 500/15 and BM 600/15 combine innovative milling technology based on new rotor geometry together with unrivalled operator comfort. A key feature is the fully vibration-insulated operators platform which for the first time allows work to be carried out from an ergonomic seated position.



**BM 1000/30**

**BM 1200/30**

**BM 1300/30**



**BM 500/15**

**BM 600/15**

**BM 1000/35**

**BM 1200/35**

**BM 1300/35**



**BM 2000/60**

**BM 2200/60**

**BM 2000/75**

**BM 2200/75**

# SMART DESIGN PRODUCES SUPERIOR WORKMANSHIP.

## HIGH MATERIAL FLOW

- Maximum productivity, height adjustable, broad swivel range, plus variable belt speed for greater flexibility.

## SUPERIOR MILLING PERFORMANCE

- Less wear with BOMAG milling drums and variable cutting speed.

## LESS MANUAL LABOUR = LOWER COSTS

- Optimised gear housing.
- Optimal ground clearance for milling close to the kerb.

## MAXIMUM FLEXIBILITY: READY FOR EVERY JOB SITE

- Quick-change milling drum as standard.





### **FATIGUE-FREE WORK AIDS DRIVER CONCENTRATION**

- Ergonomic, seated workplace.
- Vibration-insulation, including all operating controls for stress-free continuous operation.

### **RELIABLE TEMPERATURE MANAGEMENT PLUS LONG MAINTENANCE INTERVALS**

- Air intake from above.

### **FAST AND EASY DAILY MAINTENANCE GUARANTEES DURABILITY**


- Grouped service points.

# A PLANER NEEDS TO MILL, MILL, AND THEN MILL AGAIN ...

## THE CHOICE IS YOURS.

A planer needs to perform in as many varied applications and working widths as possible. A choice of quick-change milling drums are therefore available for BOMAG compact planers guaranteeing the right working widths and line spacing on every construction site.

For repairs, the removal of asphalt strips, fine milling work or trenches, or cutting joints or milling close to manhole covers and curbs, BOMAG has the innovative all-purpose model in the compact class.




## BOMAG fine milling drum

### Features

Optimum milling profile for a shallow milling depth at high speed

### Application

Restoring uneven road surfaces and rutting



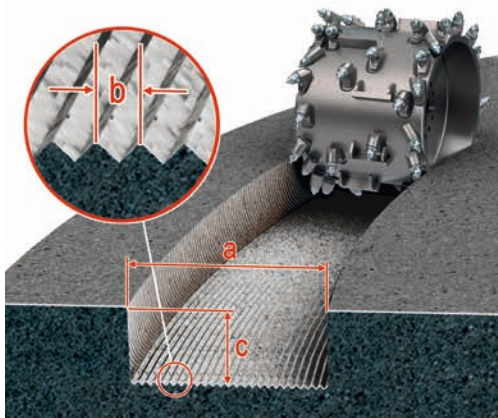
## BOMAG standard milling drum (all-round drum)

### Features

Maximum milling performance for an average milling depth at average speed

### Application

Removing asphalt strips, creating duct trenches, road repairs, and universal surfacing work



## BOMAG POWER-DRUM MILLING DRUM

### Features

Maximum milling performance for deep milling at low speed

### Application

Removing surfaces at full depth, creating duct trenches, and applying surface texture



**QUICK MILLING DRUM CHANGE –  
OPERATING ERROR? WRONG!**

For quick work on site, the key when changing a milling drum is how fast, easy, smooth and wear-free this operation can be performed.

This is truly easy with BOMAG compact planers. This model has been designed in such a way as to practically eliminate operating mistakes. For example, the hydraulic lines and cables are routed above the drum housing door.

hinge to the rear. This means no dismantling, no unnecessary work, and no errors!

Clever details simplify changing the milling drum. Guides on the gearbox speed up locating the milling drum positions.

In addition, a centering pin on the housing protects the thread of the milling housing door from damage.



Fold the wheel forwards ...



... open the side door ...



... and the milling drum can be easily accessed.



The centering pin protects the thread on the drum housing door.

## BOMAG – PRECISION MILLING.

*A planer must mill accurately. BOMAG milling drums feature innovative geometry. The tools are optimally arranged to ensure uniform, low vibration cutting. Due to the shell thickness, the milling drum acts like a flywheel transferring far fewer vibrations to the machine than a conventional drum. This increases planer durability.*



The special geometry of the edge cutter generates a smooth edge with a minimum of damage. This reduces ancillary work and contractor costs. New diagonal cutting pliers protect the shell tube when working around bends

and prevent abrasion to the bracket at the edges. Re-welding is eliminated, making downtime and repair costs redundant too.

Extra shell thickness for a long service life and low vibration operation.



The cutter supports developed by BOMAG are fitted in precisely milled pockets which enable them to transfer power more effectively, for a longer service life than standard cutter supports due to precise positioning.



The cutters can be knocked out from the rear quickly and easily. This ensures great availability as well as reducing unnecessary downtime - which creates more time to earn money.



# UNDER FULL CONTROL.

*A planer also must be able to operate as quickly as possible without overstressing components and compromising accuracy. The best way to achieve this is with variable settings and speeds and a display clearly in the operator's field of vision that shows the exact current depth of milling.*

## **VARIABLE CUTTING SPEEDS AND AUTOMATIC MAXIMISATION OF ADVANCE TRAVEL SPEED.**

BOMAG compact planers have three variable cutting or milling speeds which are easy to set using a switch on the control panel. This enables the correct speed to be selected for the current application to give the best surface quality. This also reduces wear on the rotors.

At the same time, the advance travel speed is automatically maximised; in other words, the planer moves as quickly as it can work regardless of the cutting speed.

The advantage is clearcut: engine output is used to best advantage and components are not excessively stressed.


## **MILLING DEPTH CONTROL.**

At the same time, a wear-resistant, digital display in the operator's field of vision shows the milling depth. There is also a calibration button below the display to the left and right to reset to zero.

The height can be proportionally adjusted and controlled using the two levers below the digital display. In addition, rapid traverse is available for greater traversing distances and sensitive precision motion for the exact positioning of the milling depth. Quick and precise, this raises the cost-effectiveness of the contract.

## **WATER SPRAYING.**

Just as easy to control using the central control panel. This ensures the cutter is cooled during milling thus extending service life.



Manually adjustable - best cutting speed for any application.



The digital milling depth indicator and the switches for the traversing speed are directly in the operator's field of vision.

The system is controlled by two switches. The left-hand switch is used to activate automatic water-saving mode. This ensures that water is only used when the planer is actually milling. The second switch to the right controls the variable spray quantity.

This ensures that the correct volume of water is always delivered when needed. Unnecessary water consumption

is prevented. The result: longer independent operation on site. Because if the tank lasts longer, the machine will be out of action for a shorter time for refilling.


Servicing the water spray bar is also quick and straightforward. The easy-access spray bar can be removed and serviced without tools. A minimal amount of maintenance which ensures less wear on the cutters.



The water spray bar can be easily accessed and ...



... can be removed without tools ...



... Removed easily for servicing.



Water spraying can be controlled easily using two control switches.

# A CLEAN SOLUTION.

*A planer needs to leave clean tracks on site. It is not only the milled surface which needs to be left perfect. At the same time, there must be no material build-up and lost milled material which requires manual reworking. Because this costs both time and money.*

## **SIDE PLATES TO CATCH EVERYTHING.**

The special gearbox shape allows for a straight and sturdy side plate. The straight shape prevents excavated material being left next to the milling drum. And saves a lot of time and manual labour.

## **RETAINERS DO THE JOB.**

The retainer features the same robust, proven design from the large model planers. In addition to the compaction function, it also has a lifting and locking function, plus a floating position.

The two solid guides can handle smaller impacts without costly repairs.

Additionally,, on the solid hard metal grade shoes, there is a highly visible milling edge indicator which helps the operator position the unit accurately before starting.



The straight side plate is sturdy and robust.




Accurate positioning is enabled by the milling edge indicator on the retainer.



Hard metal grade shoes – they can withstand a lot of wear.



Convenience while seated – adjusting the scraper pressure.



Intuitive operation made easy.



Optional – the split design scraper door.



Clear and easy to understand.

**THE SCRAPER DOOR; ALSO AVAILABLE AS OPTIONAL SPLIT DESIGN.**

The scraper door also has a floating, lifting, locking and compaction function. The compaction function can be conveniently adjusted from the driver's seat; the contact pressure can also be read from the driver's seat.

To enable different milling widths to be optimally used a split design scraper door can be optionally fitted. In this way, smaller milling widths can also be scraped clean and loaded.

**TOTAL PRECISION – THE AUTOMATIC LEVELLING FUNCTION.**

Levelling using a rope sensor on the right side plate makes milling work easier and faster. Featuring another rope sensor on the left side plate and the cross-slope controller, these compact planers are in this respect like the large planers. The self-explanatory display shows both milling depths and the slope together. The sensors can also be easily toggled during milling operations, The selected nominal values are retained.

# SIDE CLEARANCE ENSURES LESS REWORKING.

Driving closely to obstacles, such as manhole covers, kerbs, lamps or house walls is an important part of the job for a manoeuvrable and flexible compact planer. Every centimetre counts. After all, work such as manual finishing of milled edges is especially costly.

This is why the hydraulic lines are installed flat and abrasion-free within the contour of the BOMAG machine.

The optimised gear housing ensures best ground clearance and enables travel right up to the kerb. That is one or two centimetres less manual work than you may be used to!



Installation of the hydraulic lines close within the gear housing.



Ultimate ground clearance due to optimised gear housing.



Precise working close up to the house wall? No problem.



# PROCESSING MATERIAL QUICKLY.

*The planer needs to load material as quickly as it mills regardless of how high or low the truck is or whether it drives directly behind or to the left or right side behind the planer. Furthermore, in especially confined spaces the loading belt also needs to be able to be disconnected and reconnected quickly. Performance and speed are key.*

These compact planers are equipped with a powerful conveyor belt that can be swivelled to the left and right. Material is collected safely and without losses and fed to the discharger on the conveyor belt. The belt speed can be readily adjusted to provide complete and even loading of larger trucks. This is important, as changing a truck unnecessarily can slow down work, and generates additional costs.

## NOTHING AS FAST AS THIS

The conveyor belt can be disconnected and reconnected very quickly in highly confined spaces. A special model feature: the job can be carried out by one person in two to three minutes.

The clever arrangement of the control cylinder on the conveyor belt means that only very light components need to be lifted manually. Furthermore, this does not affect the rear of the planer.

The third advantage of the locking cylinder: The entire belt can be moved directly from the uppermost position to the lowest position. The chains do not need to be rehung as with standard planers.

Speed is the key factor here, as the conveyor belt is reconnected fast.



Safe, simple attachment of the chain – with just one hand!



Straight from the uppermost position to the lowest position with no need to rehang the chain – all done while comfortably seated.



No control cylinder affecting the rear area of the planer.

# THE FIRST COMPACT PLANER WITH THIS LEVEL OF OPERATOR FOCUS.

The compact models from BOMAG enable the operator to carry out all work whilst seated – conveniently, comfortably, safely and without risk from a wrong posture, or long-term stress caused by vibration. Because the entire workplace, including all operating controls, is insulated from vibration.

All functions can be reached from a sitting position and a 45 degree swivel seat ensures an clear view of the loading truck on one side and the milling edge on the other.

An experienced planer driver can operate this machine after just five minutes instruction. An operating concept that is easy to understand and is self-explanatory. Also, the user-friendly control panel offers comprehensive operating aids.

These include automatic functions, such as

- the water-saving mode
- a load limit control and
- traction control.

This enables the driver to fully concentrate on the job without fatigue. This simple operating concept prevents operating errors, which benefits the quality and speed of work carried out.



A self-explanatory operating concept. So straightforward.



The swivel seat, which can be swivelled 45 degrees, provides the best view of the loading truck and milling edge.



All functions can be reached from a sitting position.

# SMART TECHNOLOGY IN ACTION.

## ACTIVE OPERATOR PROTECTION INCREASES MILLING PERFORMANCE.

BOMAG's latest generation of compact planers fall well within the specifications of the German employers' liability insurance association for the lower action levels for LPA sound pressure level at the driver's ear. This quantum leap for driver safety means that 20 BOMAG compact planers generate less noise pollution than a single standard compact planer.

In the initial stage, a modern engine is fitted with vibration-reducing balancer shafts; in the second, this is isolated from the frame by an engine mounting. This reduces noise considerably, together with vibrations from the frame, and increasing the machine's service life. In the third stage, the operator workplace is protected from sources of noise by strategically placed insulation. Cooling air and exhaust fumes are discharged to the left side, away from the operator.

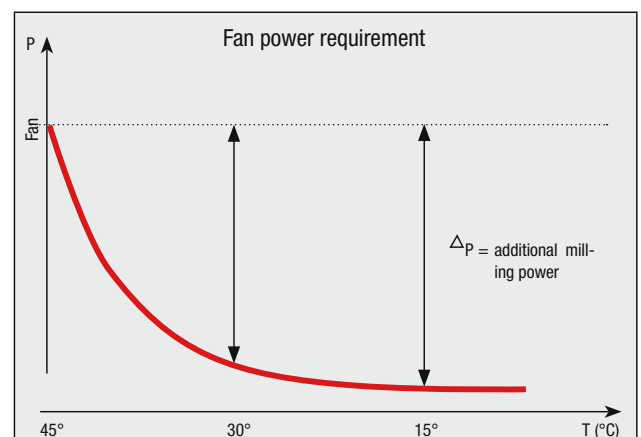
In the fourth stage, a controlled fan is used. This ensures that these BOMAG planers can consistently deliver top performance at an ambient temperature of 45 °C. If the ambient temperature is lower, or the planer does not need cooling because of standing periods, noise levels decrease exponentially. So diesel consumption is lower, or increased milling output is available.



Ear protection is no longer mandatory.



Sound insulation and intelligent air duct.



Lower operating costs for more performance.

# AND WE GO ONE BETTER.



The large, optional weather protection roof can be height adjusted from the seat without interrupting work.

## READY TO PLANE ...

A large, optional weather protection roof ensures that the planer and operator are available at all times. The roof can be shifted easily from a sitting position, and the height can also be adjusted without interrupting work. Protection for the operator, and maximum flexibility in the most confined site conditions.

For night work, the planer also demonstrates just how flexible it is. Ample 24 V sockets for additional headlights guarantee the working area is well lit.

## ... WITH EVERYTHING YOU NEED.

An additional 12 V connection that the driver can use, e.g. for a mobile phone or a cool box.

There are also generous well thought out storage spaces and facilities for drinks, manuals and much more.

The heavy toolbox and cutter bin are stored near the ground in storage compartments. If more space is required, there is a spacious storage compartment above the engine compartment.

Added comfort and a tidy workplace signifies a well thought out health and safety concept for the operator.



The roof can be easily shifted laterally; perfect for confined site conditions.





24 V sockets for headlights and 12 V connections for a cool box.



Storage space for the operator's personal items ...



... and near ground level for tools and the cutter bin.

# SERVICE AND MAINTENANCE MADE EASY.

*BOMAG compact planers are also ahead on servicing and maintenance, with clever detailed solutions and the EasyService concept.*

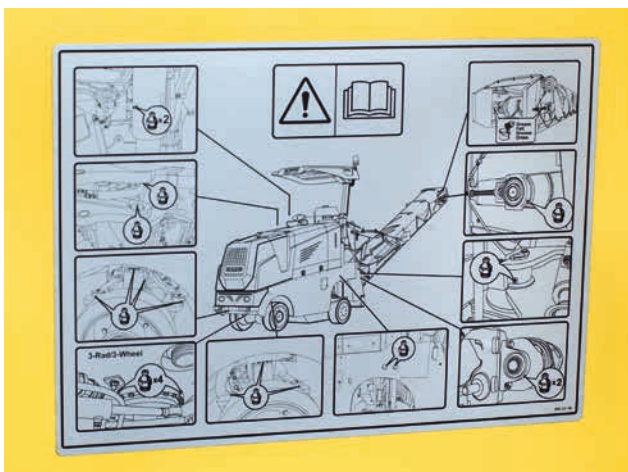


Thanks to a large, wide-opening engine hood, all maintenance points on the planer can be easily accessed from the right hand side.

Daily maintenance cannot be quicker and easier than with the EasyService concept to guarantee a long service life.



The operator has full view of the hydraulic oil level when climbing the steps to the operator's platform. The indicator is clearly visible, and protected from damage by the machine contour.



Daily maintenance is easy with clever positioning of servicing points on the machine.

The air intake for the engine comes from above, ensuring that the cleanest air is supplied. This guarantees long maintenance intervals for the cooler and air filter. Water filling is accessed from both sides of the machine. increasing flexibility on site.



### **REFUELLING AND LOADING – AGAIN SO EASY.**

The planer has a diesel tank which is not part of the frame. Instead, long-life, rust-protected tank is mounted on anti-vibration bearings. So no more rust and cracks in the tank.



As the planer is usually reverse loaded, BOMAG has mounted the filler neck on the left hand side. However, this means that at the petrol station, the filler is on the same side as the truck's filler neck.



# MODEL OVERVIEW.



	<b>BM 500/15</b> [150 PS class]	<b>BM 600/15</b> [150 PS class]
<b>Milling width [mm]</b>	500	600
<b>Weight [kg]</b>	6,700-8,500	6,800-8,600
<b>Milling depth [mm]</b>	0-210	0-210



	<b>BM 1000/35</b> [350 PS class]	<b>BM 1200/35</b> [350 PS class]	<b>BM 1200/35</b> [350 PS class]	<b>BM 1000/30</b> [300 PS class]	<b>BM 1200/30</b> [300 PS class]	<b>BM 1300/30</b> [300 PS class]
<b>Milling width [mm]</b>	1,000	1,200	1,300	1,000	1,200	1,000
<b>Weight [kg]</b>	21,300-25,500	22,300-26,500	22,600-26,700	18,800-21,100	19,200-21,400	19,300-21,500
<b>Milling depth [mm]</b>	0-330	0-330	0-330	0-320	0-320	0-320

Subject to technical modifications. Machines may be shown with optional accessories.





	<b>BM 2000/60</b> [600 PS class]	<b>BM 2200/60</b> [600 PS class]	<b>BM 2000/75</b> [750 PS class]	<b>BM 2200/75</b> [750 PS class]
<b>Milling width [mm]</b>	2,000	2,200	1,000	1,000
<b>Weight [kg]</b>	28,100-32,500	29,100-33,500	29,500-37,500	29,900-37,900
<b>Milling depth [mm]</b>	0-320	0-320	0-350	0-350

## MILLING DRUMS FOR BM 500/15 AND BM 600/15.



**Quick-change milling drum**  
Milling width: 300 mm  
Line spacing: 14 mm  
Milling depth: 0-160 mm



**Quick-change milling drum**  
Milling width: 400 mm  
Line spacing: 14 mm  
Milling depth: 0-160 mm



**Quick-change milling drum**  
Milling width: 500 mm  
Line spacing: 15 mm  
Milling depth: 0-210 mm



**Quick-change milling drum**  
Milling width: 600 mm  
Line spacing: 15 mm  
Milling depth: 0-210 mm



**Quick-change POWER DRUM**  
Milling width: 500 mm  
Line spacing: 20 mm  
Milling depth: 0-210 mm



**Quick-change POWER DRUM**  
Milling width: 600 mm  
Line spacing: 20 mm  
Milling depth: 0-210 mm



**Quick-change fine milling drum**  
Milling width: 500 mm  
Line spacing: 6 mm  
Milling depth: 0-50 mm



**Quick-change fine milling drum**  
Milling width: 600 mm  
Line spacing: 6 mm  
Milling depth: 0-50 mm




# WE ARE AT HOME ON ASPHALT.

As the world-renowned specialist in road construction equipment and compaction technology, BOMAG understands all of the cycles and work sequences which take place in road construction. We know what counts on site for the client, contractor and driver.

We are continually extending our range of cold planers. Together with compaction, recycling and paving, milling is a core competence at BOMAG. We offer one-stop system solutions

with world-beating machines for all asphalt construction applications.

Our machines have the power and performance. To deliver maximum productivity we invest heavily in perfecting our milling drums, holder systems and cutting tools. And to keep these machines running around the clock we design them for superior durability and lower maintenance, to the very last detail.



Head Office:

**BOMAG**  
Hellerwald  
D-56154 Boppard  
GERMANY  
Phone +49 6742 100-0  
Fax +49 6742 3090  
info@bomag.com

**BOMAG Maschinen-  
handelsgesellschaft m.b.H.**  
Porschestraße 9  
1230 Vienna  
AUSTRIA  
Phone +43 1 69040-0  
Fax +43 1 69040-20  
austria@bomag.com

**BOMAG MARINI EQUIPAMENTOS LTDA.**  
Rua Comendador Clemente Cifali, 530  
Distrito Industrial Ritter  
Cachoeirinha – RS  
BRAZIL  
ZIP code 94935-225  
Phone +55 51 2125-6677  
Fax +55 51 3470-6220  
brasil@bomag.com

**BOMAG (CANADA), INC.**  
3455 Semenyk Court  
Mississauga, Ontario L5C 4P9  
CANADA  
Phone +1 905 361 9961  
Fax +1 905 361 9962  
canada@bomag.com

**BOMAG (CHINA)**  
Compaction Machinery Co. Ltd.  
No. 2808 West Huancheng Road  
Shanghai Comprehensive  
Industrial Zone (Fengxian)  
Shanghai 201401  
CHINA  
Phone +86 21 33655566  
Fax +86 21 33655508  
china@bomag.com

**BOMA Equipment  
Hong Kong LTD**  
Room 1003, 10/F Cham Centre  
700, Castle Peak Road  
Kowloon  
HONG KONG  
Phone +852 2721 6363  
Fax +852 2721 3212  
bomahk@bomag.com

**BOMAG France S.A.S.**  
2, Avenue du Général de Gaulle  
91170 Viry-Châtillon  
FRANCE  
Phone +33 1 69578600  
Fax +33 1 69962660  
france@bomag.com

**BOMAG (GREAT BRITAIN), LTD.**  
Sheldon Way  
Larkfield, Aylesford  
Kent ME20 6SE  
GREAT BRITAIN  
Phone +44 1622 716611  
Fax +44 1622 710233  
gb@bomag.com

**BOMAG Italia Srl.**  
Via Roma 50  
48011 Alfonsine  
ITALY  
Phone +39 0544 864235  
Fax +39 0544-864367  
italy@bomag.com

**FAYAT BOMAG Polska Sp. z o.o.**  
Ul. Szyszkowa 52  
02-285 Warszawa  
POLAND  
Phone +48 22 482 04 00  
Fax +48 22 482 04 01  
poland@bomag.com

**FAYAT BOMAG RUS OOO**  
141400, RF, Moscow region  
Khimki, Klayazma block, h. 1-g  
RUSSIA  
Phone +7 (495) 287 92 90  
Fax +7 (495) 287 92 91  
russia@bomag.com

**BOMAG GmbH**  
300 Beach Road  
The Concourse, #18-06  
Singapore 199555  
SINGAPORE  
Phone +65 6 294 1277  
Fax +65 6 294 1377  
singapore@bomag.com

**BOMAG Americas, Inc.**  
125 Blue Granite Parkway  
Ridgeway SC 29130  
U.S.A.  
Phone +1 803 3370700  
Fax +1 803 3370800  
usa@bomag.com